




# Ezylay Glass Block Installation Guide – Mortar System



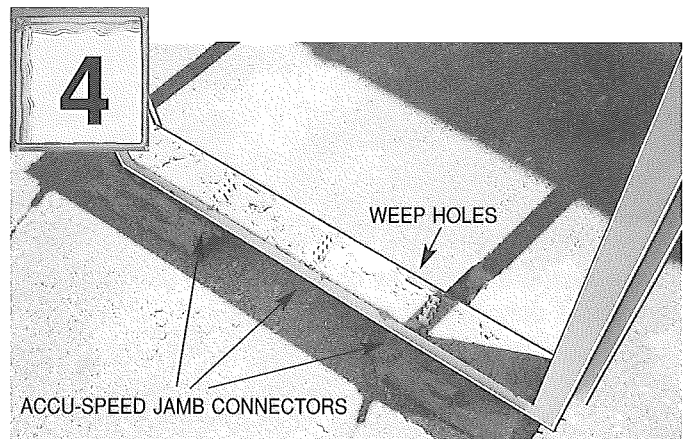
Place sill infill in bottom of frame.




Place polystyrene foam in both the left and right vertical sections of the frame.



Cut one side off a jamb connector to form an L-shape, and place in the bottom left hand corner of the frame. Repeat the procedure for the bottom right hand corner.




Fill bottom of frame on top of sill infill with mortar. Place jamb connectors along the bottom of frame to suit glass block spacings. Ensure no mortar is under jamb connector.



Place rows of glass bricks between connectors ensuring blocks fit firmly on connectors, proceed to place mortar between each vertical joint including those between frame and end blocks.



Repeat for second course using straight connectors with jamb connectors at each end.




7  
Cut galvanized reinforcing rods to length and thread through holes in connectors. Push into place between blocks. Two reinforcing rods to be used in every two horizontal row of blocks throughout wall height.



8  
Place mortar between connectors and repeat laying procedure, remember keep mortar flush with connector to ensure glass block sits tight.




9  
When placing the last row of glass blocks use jamb connectors only, inserting flat side up.




10  
The last touch. Insert Glass Blocks at each end working towards the centre. Joint with roller jointer. Sponge off with wet sponge. Leave to dry until a white film appears on the glass blocks. Final jointing can then be done. White film can be cleaned off with a dry sponge or duster.

NB: Ensure Blocks and Connectors fit firmly together throughout construction or height will be gained and difficulty will be experienced in placing last row of blocks. Tap Blocks into a flat plane with a rubber mallet or heel of hand.



For further information, video installation guides are available from your local Ezylay Distributor.



GLASS BLOCK TECHNOLOGIES INTERNATIONAL

HEAD OFFICE: 19 Exchange Road, Malaga, Australia 6090

Phone: (08) 9248 8590 Fax: (08) 9248 8591